

ALUMINUM ELECTROLYTIC CAPACITORS


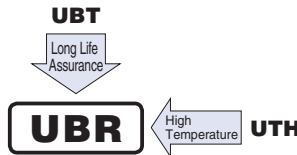
UBR

High Voltage, Miniature sized, Long Life Assurance



NEW

- High ripple current.
- For communication base station power supplies, etc.
- Load life of 5000 hours at 125°C.
- Compliant to the RoHS directive (2011/65/EU,(EU)2015/863).

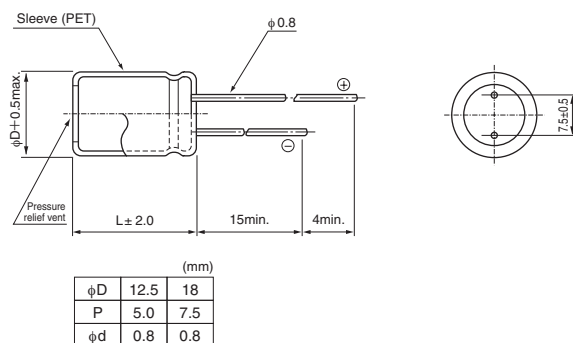


Specifications

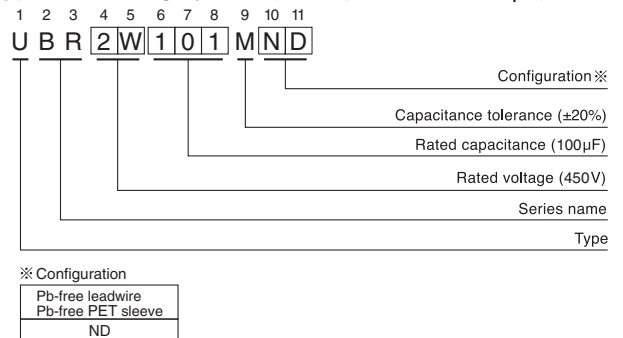
Item	Performance Characteristics				
Category Temperature Range	-40 to +125°C				
Rated Voltage Range	450V				
Rated Capacitance Range	39 to 180μF				
Capacitance Tolerance	± 20% at 120Hz, 20°C				
Leakage Current ※	After 1 minute's application of rated voltage at 20°C, leakage current is not more than $I = 0.04CV+100$ (μA) .				
Tangent of loss angle (tan δ)	0.24	120Hz, 20°C			
Stability at Low Temperature	Impedance ratio (max.)	$Z(-25^{\circ}\text{C}) / Z(+20^{\circ}\text{C})$	8	120Hz	
Endurance	The specifications listed at right shall be met when the capacitors are restored to 20°C after D.C. bias plus rated ripple current is applied for 5000 hours at 125°C, the peak voltage shall not exceed the rated voltage.			Capacitance change	Within ± 20% of the initial capacitance value
				tan δ	200% or less than the initial specified value
				Leakage current	Less than or equal to the initial specified value
Shelf Life	After storing the capacitors under no load at 125°C for 1000 hours and then performing voltage treatment based on JIS C 5101-4 clause 4.1 at 20°C, they shall meet the specified values for the endurance characteristics listed above.				
Marking	Printed with black color letter on blue sleeve.				

※ I : Leakage Current (μA), C : Rated Capacitance (μF), V : Rated Voltage (V)

Radial Lead Type



Type numbering system (Example : 450V 100μF)



Frequency coefficient of rated ripple current

V	Cap. (μF)	Frequency	50Hz	120Hz	300Hz	1kHz	10kHz	100kHz or more
450	39 to 180		0.80	1.00	1.15	1.30	1.40	1.50

● Dimension table in next page.

Design, specifications are subject to change without notice.

ALUMINUM ELECTROLYTIC CAPACITORS

UBR

■Dimensions

Rated Voltage (V) (code)	Rated Capacitance (μ F)	Case Size ϕ D \times L (mm)	$\tan \delta$	Leakage Current (μ A) (at 20°C after 1 minute)	Rated Ripple (mA _{rms}) (125°C/120Hz)	Part Number
450 (2W)	39	12.5 \times 31.5	0.24	802	360	UBR2W390MND
	50	12.5 \times 35.5	0.24	1000	400	UBR2W500MND
	60	12.5 \times 40	0.24	1180	500	UBR2W600MND
	100	18 \times 31.5	0.24	1900	780	UBR2W101MND
	120	18 \times 36	0.24	2260	850	UBR2W121MND
	140	18 \times 40	0.24	2620	980	UBR2W141MND
	160	18 \times 46	0.24	2980	1120	UBR2W161MND
	180	18 \times 50	0.24	3340	1230	UBR2W181MND

For cut leads, formed leads or taped parts, please add the appropriate code after the size code (12th digit).
 If there is no size code in the part number, please add size code "1" and then add the appropriate code.

Design, specifications are subject to change without notice.

NICHICON CORPORATION